



























Location:XXXXXXXXXXXXXXXXXXXXXXXXXXXX. (scheme ref S-000XXX)

<p><b>A</b> </p> <p><b>B</b> </p> <p><b>C</b> </p> <p><b>D</b> </p> <p><b>E</b> </p> <p><b>F</b> </p> <p><b>G</b> </p>	<p><b>H</b> </p> <p><b>J</b> </p> <p><b>K</b> </p> <p><b>L</b> </p> <p><b>M</b> </p> <p><b>N</b> </p> <p><b>P</b> </p> <p><b>Q</b> </p> <p><b>R</b> </p> <p><b>S</b> </p>	<p><b>T</b> </p> <p><b>U</b> </p> <p><b>V</b> </p> <p><b>W</b> </p> <p><b>X</b> </p> <p><b>Y</b> </p> <p><b>Z</b> </p>
--	--	--

1050 x 750 white letters on red background Regs. Diag. 7010.1 (Variant)

1150 x 450 black letters on yellow background Sited 30 - 40m before junction. As convenient for max visibility Regs. Diag. 2703

1050 x 750 black letters on yellow background

1050 x 750 black letters on yellow background

1100 x 450 black letters on yellow background Sited at jnc Regs. Diag. 2704

1050 x 750 black letters on yellow background

1050 x 750 black letters on yellow background Regs. Diag. 2702

540 x 250mm at 50mm x-height black letters on yellow background

Regs. Diag. 7010.1 (Variant)

Regs. Diag. 7010.1 (Variant)

Width 200mm Length as required White Chevron on red background

150 to 300mm Regs. Diag. 7105

Width 200mm. Length as Required. To extend full width of construction/closure Alternate White/Red Bars

1050 x 750 green letters on white background

1050 x 750 black letters on yellow background Regs. Diag. 2702

**NOTES:**

1. Signs C-E to be used at the beginning of closure
2. Signs A and R (full width of carriageway) to be placed at limits of closure.
3. All sign positions indicated on plan are approximate. Sizes are applicable to residential roads. Sizes to be increased on high speed roads
4. Signing details shown are MINIMUM requirements (excludes Chapter 8 signing). Further signs may be required at applicant's expense in response to unforeseen site conditions/circumstances.
5. All free standing temporary signs are made secure by the use of sacks filled with a fine granular material.
6. This Schedule is to be read in conjunction with drawing no. S-000XXX

Drawn by	Date Drawn	Checked by	Date checked	Approved by	Date approved	REVISION 1
----------	------------	------------	--------------	-------------	---------------	------------