




Roosevelt Drive - Phase One 
Duration: Approx 2 Weeks
Work begins after the Old Road Phase One, Two and Three are complete

TM
 Off peak two-way traffic lights used when required for duct crossings on Churchill Drive

- Works**
- Removal of existing footpath surface
 - Complete road crossing and install 15m of ducting
 - Install tactile paving
 - Install drop kerbs
 - Install new signage
 - Install new footway surface

KEY

-  Roosevelt Drive Works Area
-  Roosevelt Drive - Access Only
-  Cone

Drawing Title:
 Churchill Drive Phasing Plans
 Roosevelt Drive Phase 1

Drawing Number: Roosevelt_Phase1
Scale: NTS
Drawn By: J.Cox
Date: 24/08/17
Revision: RevA

*Drawings are subject to change