





Roosevelt Drive - Phase Two 
Duration: Approx 3 Weeks
Work begins after the Old Road Phase One, Two and Three are complete

TM
 Off peak two-way traffic lights used when required for duct crossings on Churchill Drive

- Works**
- Removal of existing footpath surface
 - Complete road crossing from Phase One
 - Install new island and radius kerbs to new alignment
 - Install tactile paving
 - Install new signage
 - Install new footway surface

KEY

-  Roosevelt Drive Works Area
-  Roosevelt Drive - Access Only
-  Cone

Drawing Title:
 Churchill Drive Phasing Plans
 Roosevelt Drive Phase 2

Drawing Number: Roosevelt_Phase2 **Scale:** NTS

Drawn By: J.Cox **Date:** 24/08/17

Revision: RevA

***Drawings are subject to change**